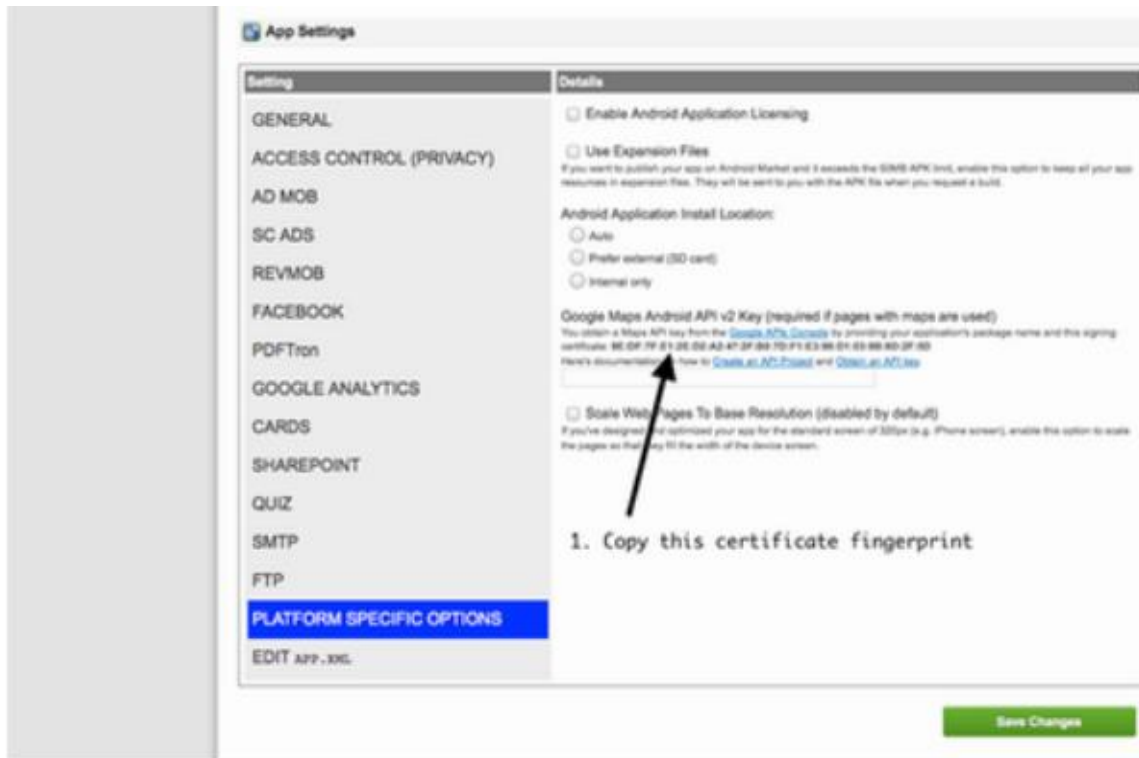


## AppsZero - Google Maps Android API v2

1. Go to App Dashboard > Application Settings > Platform Specific Options > Google Maps APIKey.

Copy the SHA-1 fingerprint.

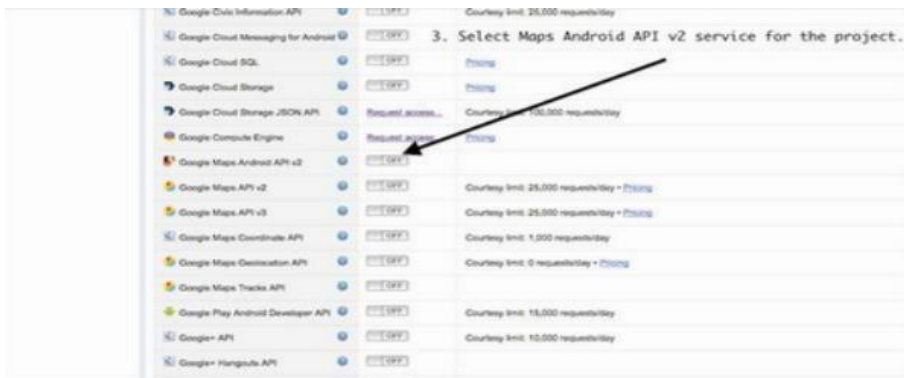


2. Create a project for your application in the Google APIs Console.

<https://code.google.com/apis/console/>



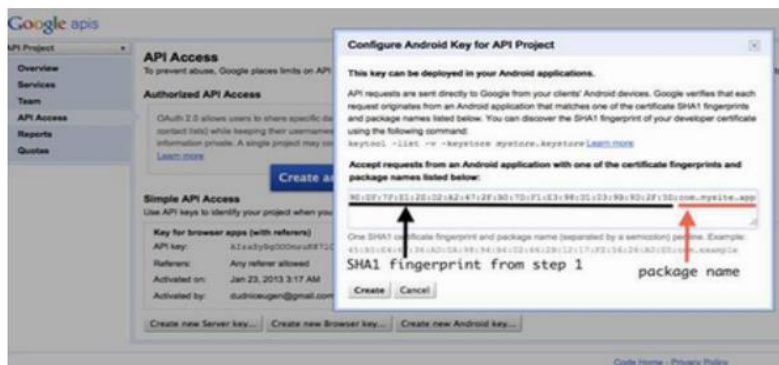
3. select Services from the left navigation bar.  
Scroll down until you see Google Maps Android API v2.  
To the right of the entry, click the switch indicator so that it is on.



If you agree to the terms of service, click the checkbox below the terms of service, then click Accept.

#### 4. Obtaining an API Key

In the left navigation bar, click "API Access".  
Then click Create New Android Key...



In the resulting dialog, enter the SHA-1 fingerprint, then a semicolon, then your application's package name. For example:

```
9E:DF:7F:E1:2E:D2:A2:47:2F:B0:7D:F1:E3:98:D1:03:9B:9D:2F:5D;com.mysite.app
```

. Copy this key value and paste in the App Settings > PLATFORM SPECIFIC OPTIONS.  
(next page)

**API Access**  
To prevent abuse, Google places limits on API requests. Using a valid OAuth token or API key allows you to exceed anonymous limits by connecting requests back to your project.

**Authorized API Access**  
OAuth 2.0 allows users to share specific data with you (for example, contact info) while keeping their usernames, passwords, and other information private. A single project may contain up to 25 client IDs.  
[Learn more](#)

[Create an OAuth 2.0 client ID...](#)

**Simple API Access**  
Use API keys to identify your project when you do not need to access user data. [Learn more](#)

**Key for Android apps (with certificates)**  
API key: **AlzaSyCoQagT-vcBoptfB9xchJqdK2FBjE1jd8**  
Android app: 9610f7f1e1221d21a218122f8617d1f1e83941d1c31819d122f15d1e9e...apk10a-  
Activated on: Jan 23, 2013 3:45 AM  
Activated by: @gmail.com - you

**Key for browser apps (with referer)**  
API key: AlzaSyCoQagT-vcBoptfB9xchJqdK2FBjE1jd8  
Referer: Any referer allowed  
Activated on: Jan 23, 2013 3:17 AM  
Activated by: @gmail.com - you

[Create new Server key...](#) [Create new Browser key...](#) [Create new Android key...](#)

[Code Home](#) [Privacy Policy](#)

**Google Maps Android API v2 Key (required if pages with maps are used)**

You obtain a Maps API key from the [Google APIs Console](#) by providing your application's package name and this signing certificate: 9E:DF:7F:E1:2E:D2:A2:47:2F:B0:7D:F1:E3:98:D1:03:9B:9D:2F:5D

Here's documentation on how to [Create an API Project](#) and [Obtain an API key](#).

AlzaSyCoQagT-vcBoptfB9xchJqdK2FBjE1jd8